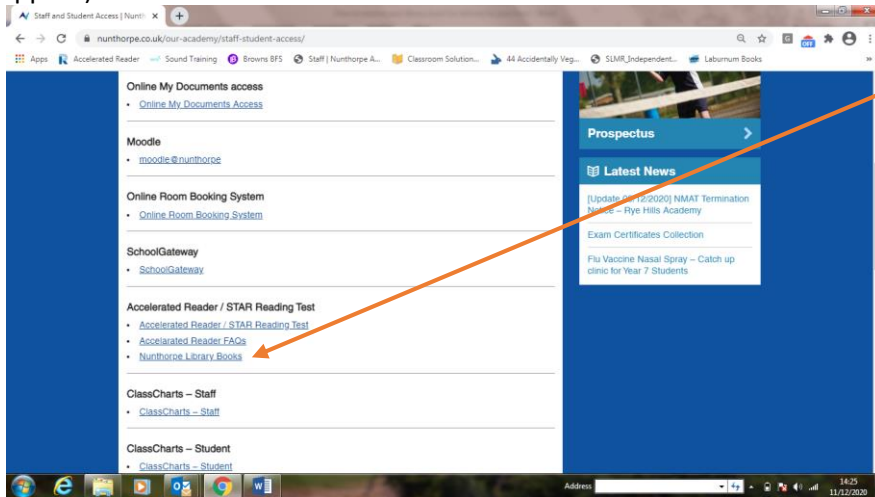
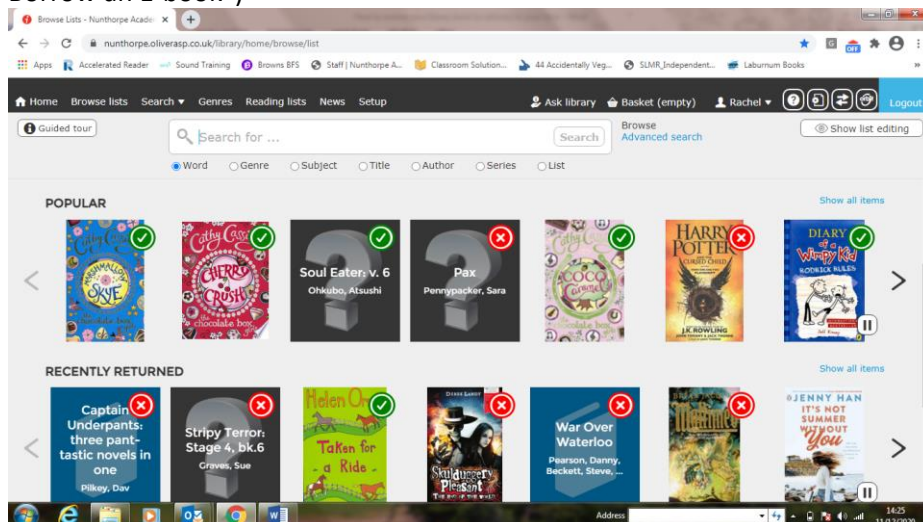


# How to reserve your library book for delivery to your form:

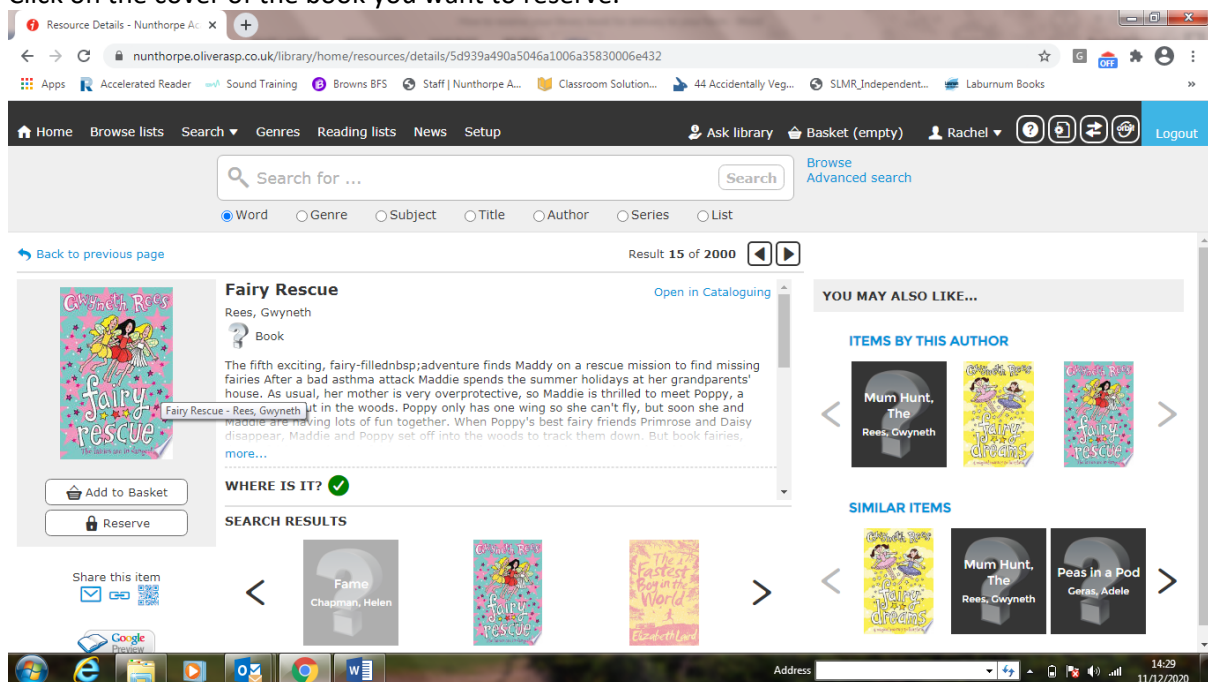
1. [www.nunthorpe.co.uk](http://www.nunthorpe.co.uk) > our academy > staff and student access > Nunthorpe Library Books (if you cannot see Nunthorpe Library Books, press the refresh button on your page and it will appear)



2. Log in using your Nunthorpe computer username (example [JBloggs1234@nunthorpe.co.uk](mailto:JBloggs1234@nunthorpe.co.uk) and your Nunthorpe computer password)
3. Choose a book you want to reserve:
  - A green tick means it is available
  - A red cross means it is not available, (on loan or missing) so you should not reserve it
  - No tick or cross, but instead a small computer means it is an ebook (you cannot reserve an ebook for delivery but you can read it on your device. See “How to Borrow an E-book”)



4. Click on the cover of the book you want to reserve.



5. Then click "Reserve"

Your book will be delivered to your form room the following school day morning or as soon as possible after that.

You can see your account information under the "History" drop down, then select "Requests"

Any problems, please contact [rwilkinson@nunthorpe.co.uk](mailto:rwilkinson@nunthorpe.co.uk)