



Ready
Respectful
Safe

Nunthorpe
Academy

Transition Pack

My name:



My new secondary school:



To get to know your new school you can go on
your school website: www.nunthorpe.co.uk

What My New School Looks Like...



Front Entrance



Y7 Turnstile Entrance



Student Walkway



Reception



Covered Way





Dining
Hall



Maths



Y7 Picnic
Area



Science
Quad



English



MFL



Drama



Technology



Art



Music



Humanities



Food Technology





ELZ

Sports
Corridor



Inclusion
Entrance



Sports
Hall



Inclusion
Classroom



Fitness
Suite





Tennis
Courts



Field



Gym



Toilets

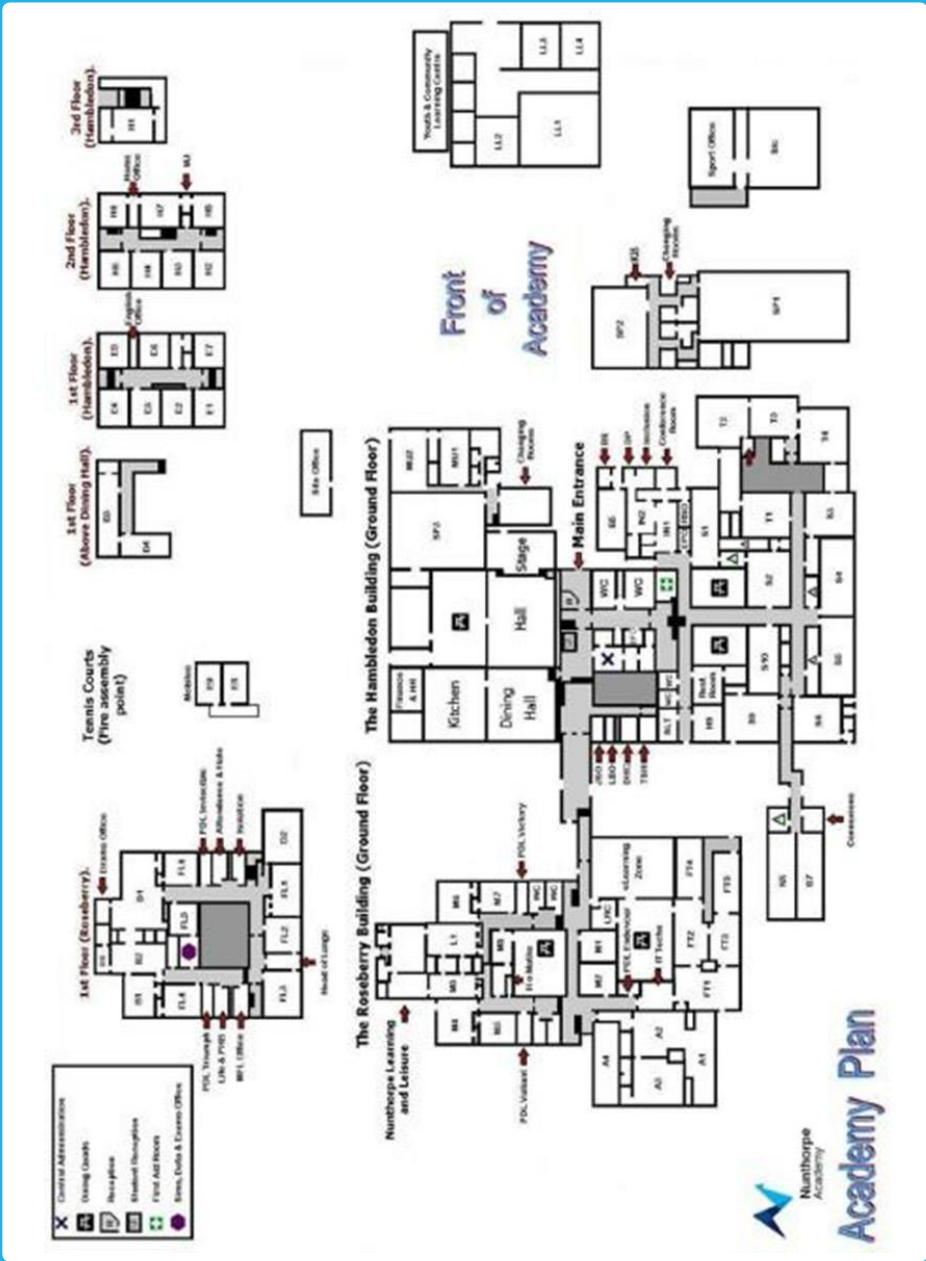


Main
School Hall



Finding My Way Around

Here is a map of my new school



It's normal to be a little worried about getting lost.
Lots of students might get a bit lost as they get to know their new school.
It's a new adventure!
If you aren't sure how to get somewhere, you can find a teacher or ask another student which way to go.

Place in School	Colour on Map
The door I will use to come in	
Toilets	
Dinner Hall	
Main Office	
Library	
Sports Hall	
Form room	
Add anything else that is important to you...	

Choose different colours and colour in the map

Timetable

These are the timings of the school day:


8:00am	Academy opens for breakfast club
8:20am	Line in up in designated area ready for your standards check
8:30am – 9:40am	Lesson 1 starts (including 10 minute literacy task).
9:40am – 10:40am	Lesson 2
10:40 – 11:05am	Form time
11:05am – 11:30am	Break
11:30am – 12:30pm	Lesson 3
12:30pm – 1:00pm	Lesson 4 – Part 1
1:00pm – 1:30pm	Lunch
1:30pm – 2:00pm	Lesson 4 – Part 2
2:00pm – 3:00pm	Lesson 5
3:00pm – 4:00pm	Enrichment programme – optional

My timetable will show what classes I have, and when and where I need to be. Like this:

Period	Monday	Tuesday	Wednesday	Thursday	Friday
1	7Q1/Gg CM5 H4	7Q1/Hi MJ H1	7Q4/Tc KHH T2	7Q1/Pl BH H1	7Q1/En VW E6


Here is an example of what my timetable will look like:

	Monday	Tuesday	Wednesday	Thursday	Friday
1	7Q1/Gg CM5 H4	7Q1/Hi MJ H1	7Q4/Tc KHH T2	7Q1/Pl BH H1	7Q1/En VW E6
2	7Q1/En RES E4	7Q1/Pe DB	7Q1/En VW E6	7Q2/Ma BSM M2	7Q1/Pe DB
Reg	cls7APM APM E10	cls7APM APM E10	cls7APM APM E10	cls7APM APM E10	cls7APM APM E10
3	7Q2/Ma BSM M2	7Q2/Ma BSM M2	7Q1/Si HSG S7	7Q1/En VW E6	7Q1/De AMR FL4
4	7Q1/De KLC FL4	7Q4/Lf KD L2	7Q1/Cp LT B3	7Q4/Dr LY D1	7Q1/Si HSG S7
5	7Q4/Hf TTW FT4	7Q1/Si HSG S7	7Q4/Ar LC A2	7Q4/Mu RMR MU2	7Q2/Ma HM M5
6					
7					



School Uniform

This is what I will wear to school:



School Blazer



Short-sleeved white shirt



Long-sleeved white shirt



Charcoal pleated skirt



Charcoal school trousers



This is what I will wear for PE:

I must have (compulsory)

- ☒ Plain navy t-shirt with Academy logo
- ☒ Shorts, leggings or skirt - plain navy
- ☒ Plain/ navy football socks or plain/ white ankle socks
- ☒ Trainers and Football Boots

I could also have (optional)

- ☒ Hooded sweatshirt
- ☒ Training pants
- ☒ Running leggings
- ☒ Rugby Top
- ☒ Base layers (navy blue or black)






These can be plain. Branded items (e.g. Nike) are not allowed.

Remember to put your name in all of your PE kit!



Key People

Here are the names and photos of key staff members that will be important to me at secondary school:

Name	Who are they?	Where can you find them?
Mrs Kell 	Head of School	
Mrs Knowles 	Year 7 Pastoral Manager	
Mrs Brosnan 	Assistant Vice Principal and SENCO	
Mrs Murray 	Transition Lead	
Mr Yale 	Transition Lead	





Nunthorpe
Academy

Nunthorpe Academy

Guisborough Rd,
Nunthorpe,
Middlesbrough
TS7 0LA

Email: admin@nunthorpe.co.uk

Tel: 01642 310561

Facebook: @NunthorpeAcademy

X: @NunthorpeA

www.nunthorpe.co.uk